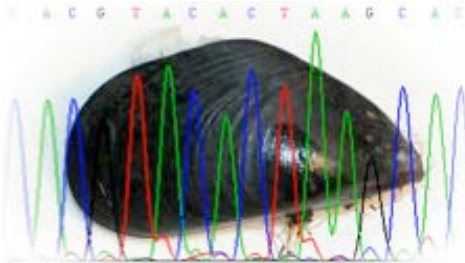


# Marine Biotechnology and Bioinformatics



A program of ITEST (Information Technology Experiences for Students and Teachers) funded by the National Science Foundation




**Lesson Plan Title:**  
**Subtitle (if any)**

Course Title

Grade Level


Your Name

School, City, State




# Background Context

- ▶ Using your lesson plan as a guide....
- ▶ Describe the educational context
- ▶ Describe the instructional problem
- ▶ Describe your role in creating this solution
  - ▶▶ Note: When creating your presentation, remember the 6x6 rule:
    - Write about 6 lines per slides with 6 words per line => this slide is now maxed out!




# Instructional Goal

- ▶ State the primary goal of the lesson
- ▶ Write the objectives of how learners will reach goal
  - ▶▶ Note: write concisely, use strong verbs; this goal is a high level
  - ▶▶ Use photographs, movies, websites as part of your showcase lesson presentation
    - This is the third level bullet.
      - This fourth level bullet is good for Web addresses




# Instructional Strategies

- ▶ Describe the activities, methods
  - ▶▶ Note: Limit sound and audio to be relevant to the content of your presentation (-;
- ▶ You have about 5-7 minutes to present your whole presentation
  - ▶▶ Don't over elaborate when speaking, just highlight the keypoints of each slide
- ▶ This slide content could be the 3-step procedure




# Implementation

- ▶ Describe, briefly, what happened when you delivered the lesson
  - ▶▶ You may wish to describe your presentation strategy and/or the students' response to the lesson
- ▶ Don't try to teach the lesson to your audience; just describe it, briefly, with highlights.




# Assessment

- ▶ Describe the assessment tools or activities you used to determine the instructional objectives were met.
- ▶▶ Note: Highlight the information on the slide when speaking...5-7 minutes. There are other presenters to consider.




# Learning Outcomes

- ▶ From “Teacher’s Self Evaluation”
- ▶ What are the results of the assessments of this lesson?
  - ▶▶ show data and/or examples of student products
- ▶ What is the anecdotal evidence of learning outcomes (stories, quotes, incidents that indicate learning happened outside the assessment)




# Lessons Learned

- ▶ Reflect on your implementation, events, and outcomes
- ▶ Note the things that worked well and areas for improvement
- ▶ Summarize, use “bullet” notes
  - ▶▶ Note: Speak clearly, concisely, get to the main point.
  - ▶▶ Rehearse your presentation a few times




# Contact

- ▶ For more information about this lesson, contact:
  - ▶▶ Name
  - ▶▶ Title, Grade Level Taught
  - ▶▶ School, City, State
  - ▶▶ Email address
  
- ▶▶ Note: this is the last slide [erase this line]




# Slide with Text & Data Chart

- ▶ Delete this slide if you don't need it
- ▶ Contact Steve with questions:
  - ▶▶ [Smcgriff@email.sjsu.edu](mailto:Smcgriff@email.sjsu.edu)



# Slide with Table



# Slide with Image & Text

- ▶ Delete this slide if you don't need it
- ▶ Use your slide layout types to add the perfect layout for your needs
- ▶ Move slides around! You can change the order using Slide Sorter View.